

■ Features

Enables wire bonding, AuSn solder and conductive adhesive assembly by Au plated external termination electrodes.






■ Applications

- Optical communications
- Inside of IC packages

X5R Dielectric

Part Number List : P24

● Capacitance chart

Size (EIA Code)	AT02 (01005)	AT03 (0201)	AT05 (0402)
Rated Voltage (Vdc)	6.3	6.3	6.3
Capacitance (pF)			
104	100000		
	220000		
	470000		
105	1000000		
	2200000		

<Standard Capacitance Value>

- E3 Series

Please contact for capacitance value other than standard.

 : Optional Spec.

Two digits alphanumeric in capacitance chart denote dimensions and tan δ . Please refer to the below table for detail.

(Example)
In case of "B3" for AT03;
L : 0.6 ± 0.03 mm
W : 0.3 ± 0.03 mm
T : 0.3 ± 0.03 mm
Tan δ : 12.5% max.

Size	Size Code	Dimension (mm)			Tan δ Code	Tan δ
		L	W	T		
02	A	0.4 ± 0.02	0.2 ± 0.02	0.2 ± 0.02	7	10.0%max.
03	B	0.6 ± 0.03	0.3 ± 0.03	0.3 ± 0.03	8	12.5%max.
	C	0.6 ± 0.05	0.3 ± 0.05	0.3 ± 0.05		
	E	0.6 ± 0.09	0.3 ± 0.09	0.3 ± 0.09		
05	C	1.0 ± 0.05	0.5 ± 0.05	0.5 ± 0.05		

