NO.	DESCRIPTION	PART NO.	QTY	MATERIAL	DRW NO.	REMARKS
1	PLUG CONTACT(LEVEL-1)		113	PHOS-BRONZE		
2	PLUG CONTACT(LEVEL-2)		15	PHOS-BRONZE		
3	PLUG CONTACT(LEVEL-3)		70	PHOS-BRONZE		
4	PLUG INSULATOR		1	PBT(GF30)		UL94V-0 COLOR:GRAY

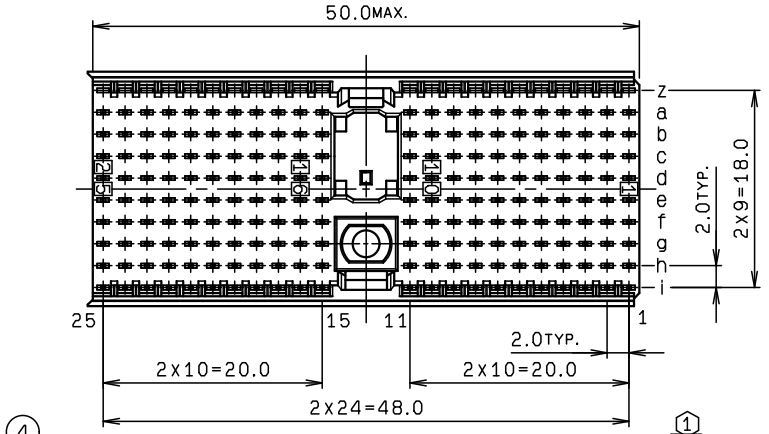

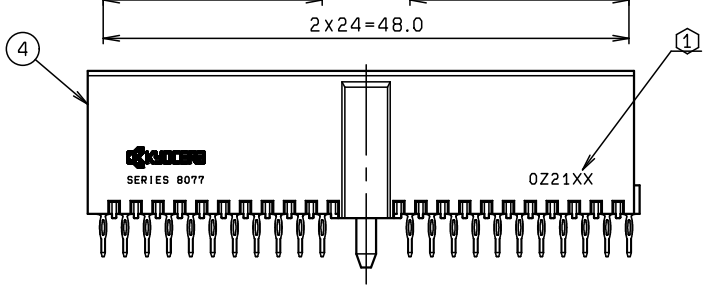

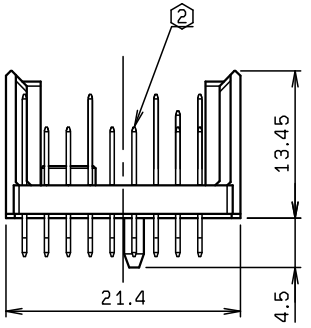

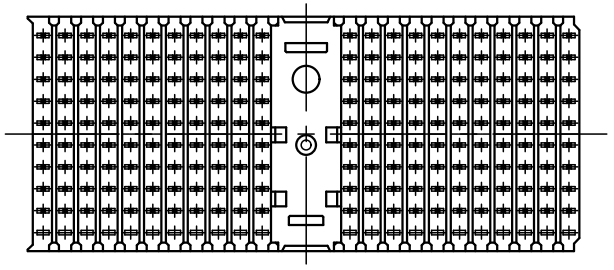

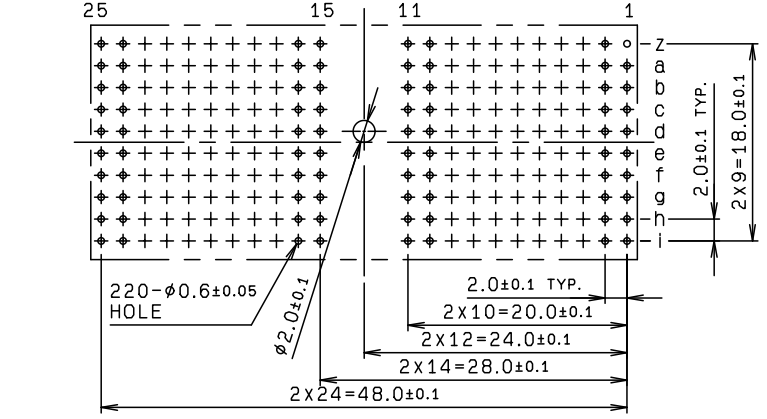

推奨基板取付け寸法(部品面)
RECOMMENDED P.C. BOARD LAYOUT
(COMPONENT SIDE)

型番
P/N

17 8077 198 509 XXX +

接頭
PREFIX
17:プラグ
PLUG
プレスフィットタイプ
PRESS FIT TYPE

極数
NO. OF POS.
198:198P

バリエーション
VARIATION
509:ストレート,ポラキー付き
ST.WITH P.K.

めっきコード
PLATING CODE

めっきコード PLATING CODE NO.	下地めっき UNDER COAT	接点部めっき CONTACT AREA	その他 OTHER AREA
518	Ni 1.2~3.0μm	Au 0.1μmMIN.	Au 0.05μmMIN.
519		Au 0.38μmMIN.	
515		Pd-Ni 0.65μmMIN. Au 0.1μmMIN.	
517		Au 0.76μmMIN.	

+ :Pb-free

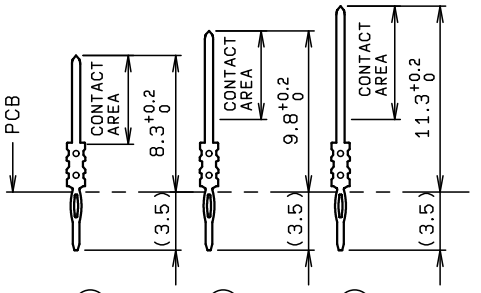

1 レベル-1 LEVEL-1
2 レベル-2 LEVEL-2
3 レベル-3 LEVEL-3

コンタクト寸法
CONTACT DETAIL

注記
NOTE

1 製造ロット番号表示 LOT. NO.

9Z21XX

製造年 YEAR
製造月 MONTH
製造ラインコード LINE CODE
製造日付 DATE

2 ピン配置(コネクタ嵌合面側)
CONTACTS LAYOUT
(CONNECTOR MATING SIDE SHOWN)

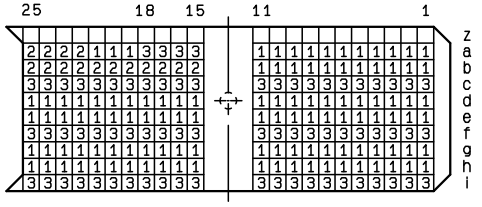

3. 適用基板仕様
APPLICABLE P.C.BOARD
基板厚
P.C.BOARD THICKNESS:t=1.4~4.2
穴径仕様 APPLICABLE T/H
下穴径 PREPARED HOLE DIA.:φ0.7±0.025
銅めっき厚 COPPER PLATING THICKNESS:20~50μm
仕上り径 FINAL PLATED HOLE DIA.:φ0.6±0.05

RoHS規制対応
COMPLIANT WITH
RoHS REGULATIONS

TOLERANCE / 一般公差(S)	PRODUCT SPEC / 製品規格					
X <10 ±0.2 10≦ X <30 ±0.25 30≦ X ±0.3	UNIT mm	ANGLE 3RD				
ANGLE / 角度 ±3°	SCALE 2:1	DATE 10-19-07				
DRAWN M.TAKAHASHI	DESIGNED	CHECKED	APPROVED			

NO.	EDN/DCN	DATE	ISSUE	CHECKED	APPROVED
0	EDN-735	10-19-07			

PART NAME / 品名
SERIES 8077 PLUG ASSY ST PRESS FIT
WITH POLARIZING KEY

PART NO. / 型番
17 8077 198 509 XXX +

DWG NO. / 図番
BJS 8077027

SHEET 1/1 REV 0

KYOCERA KYOCERA Corporation