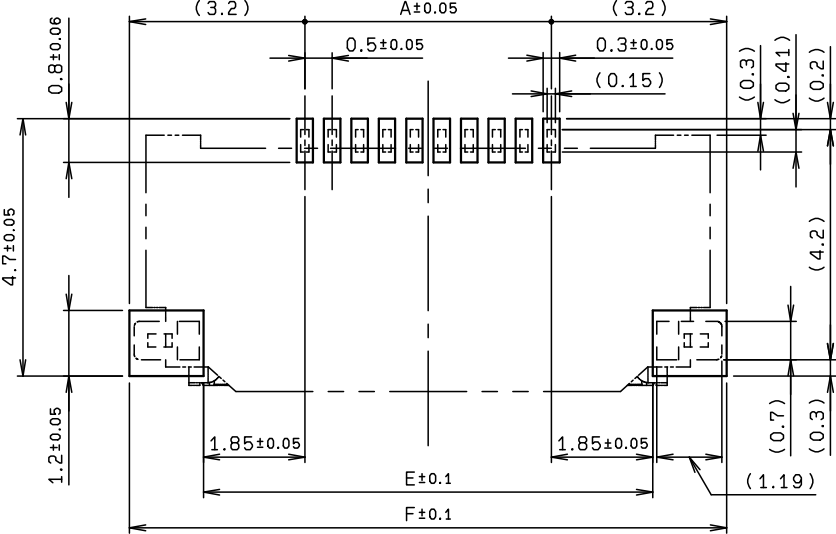
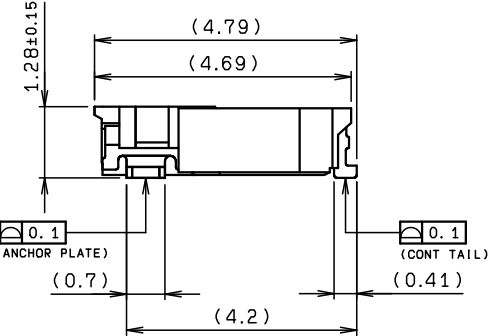
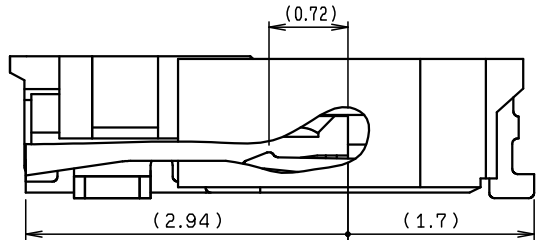
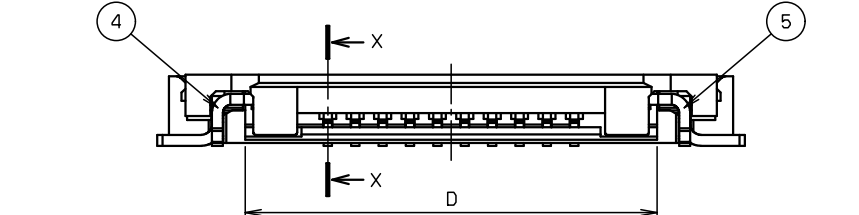
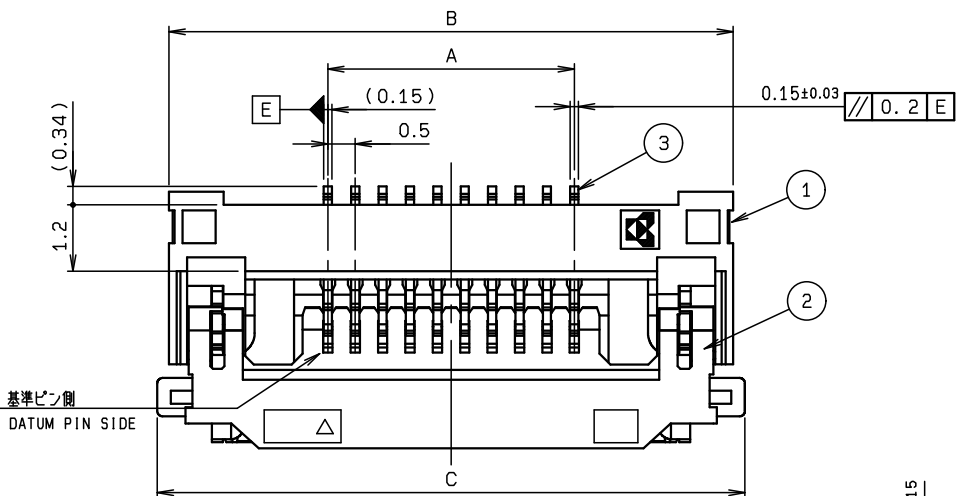


HALOGEN-Free

NO.	DESCRIPTION	PART NO.	QTY	MATERIAL	DRW NO.	REMARKS
1	INSULATOR		1	HEAT RESISTANCE PLASTIC		UL94V-0 COLOR: WHITE
2	ACTUATOR		1	HEAT RESISTANCE PLASTIC		UL94V-0 COLOR: BLACK
3	CONTACT		N	COPPER ALLOY		t=0.15 AU
4	ANCHOR PLATE(LEFT)		1	SUS		t=0.2 AU
5	ANCHOR PLATE(RIGHT)		1	SUS		t=0.2 AU



推奨パターン寸法
RECOMMENDED PATTERN LAYOUT

ROHS規制対応
COMPLIANT WITH
ROHS REGULATIONS

種数 NO. OF POS.	A	B	C	D	E	F
4	1.5	7.3	7.73	4.52	5.2	7.9
5	2.0	7.8	8.23	5.02	5.7	8.4
6	2.5	8.3	8.73	5.52	6.2	8.9
7	3.0	8.8	9.23	6.02	6.7	9.4
8	3.5	9.3	9.73	6.52	7.2	9.9
9	4.0	9.8	10.23	7.02	7.7	10.4
10	4.5	10.3	10.73	7.52	8.2	10.9
11	5.0	10.8	11.23	8.02	8.7	11.4
12	5.5	11.3	11.73	8.52	9.2	11.9
13	6.0	11.8	12.23	9.02	9.7	12.4
14	6.5	12.3	12.73	9.52	10.2	12.9
15	7.0	12.8	13.23	10.02	10.7	13.4
16	7.5	13.3	13.73	10.52	11.2	13.9
17	8.0	13.8	14.23	11.02	11.7	14.4
18	8.5	14.3	14.73	11.52	12.2	14.9
19	9.0	14.8	15.23	12.02	12.7	15.4
20	9.5	15.3	15.73	12.52	13.2	15.9
21	10.0	15.8	16.23	13.02	13.7	16.4
22	10.5	16.3	16.73	13.52	14.2	16.9
23	11.0	16.8	17.23	14.02	14.7	17.4
24	11.5	17.3	17.73	14.52	15.2	17.9
25	12.0	17.8	18.23	15.02	15.7	18.4
26	12.5	18.3	18.73	15.52	16.2	18.9
27	13.0	18.8	19.23	16.02	16.7	19.4
28	13.5	19.3	19.73	16.52	17.2	19.9
29	14.0	19.8	20.23	17.02	17.7	20.4
30	14.5	20.3	20.73	17.52	18.2	20.9
31	15.0	20.8	21.23	18.02	18.7	21.4
32	15.5	21.3	21.73	18.52	19.2	21.9

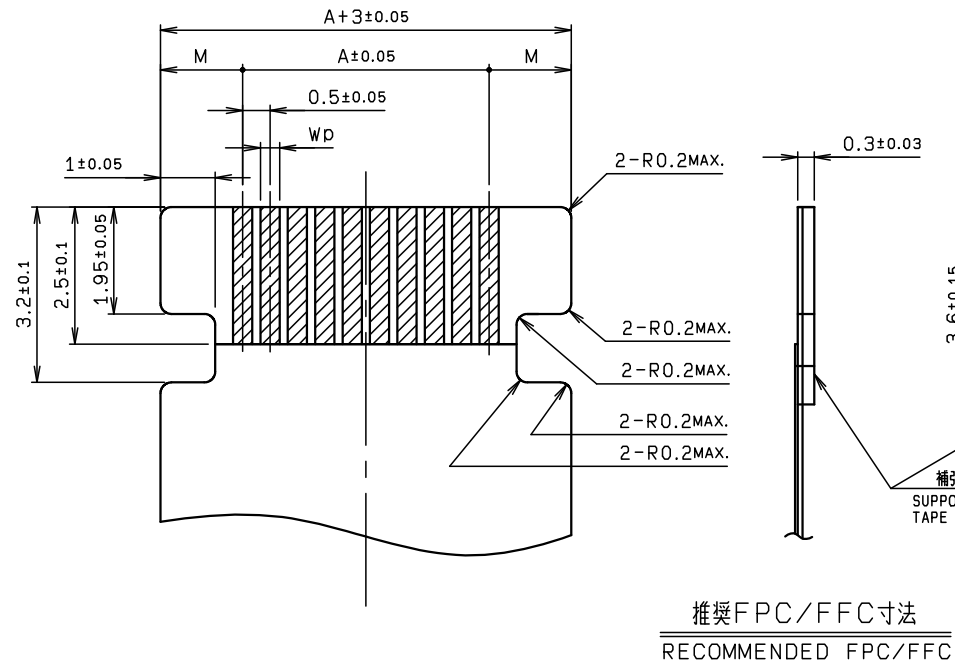
※この表は1~3ページ目のみ適用
 ※THIS CHART IS APPLICABLE TO 1 TO 3 PAGE ONLY.
 ※生産設備の有無については別途問い合わせをお願いします
 ※AS FOR EACH PIN COUNT PRODUCT,
 PLEASE ASK OUR SALES REPRESENTATIVE
 TO MAKE SURE YAHT THE PRODUCTION EQUIPMENT
 IS AVAILABLE.

注 記
 NOTE
 1. コンタクトテール及び固定金具は基板より
 最大浮き0.1mmとする。
 CONTACT TAIL AND ANCHOR PLATE
 HEIGHT SHALL BE 0.1MAX.
 ※この注記は1~3ページ目のみ適用
 ※THIS NOTES IS APPLICABLE TO
 1 TO 3 PAGE ONLY.

TOLERANCE / 一般公差(S)		PRODUCT SPEC / 製品規格		D	DCN-336	2017/04/04			
X < 10	±0.2			C	DCN-997	2016/11/14	Y. MANBA	N. NAKAJIMA	Y. FUJII
10 ≤ X < 30	±0.25	UNIT	ANGLE	O	EDN-387	2015/08/04	Y. MANBA		Y. FUJII
30 ≤ X	±0.3	mm	3RD	NO.	EDN/DCN	DATE	ISSUE	CHECKED	APPROVED
ANGLE / 角度		SCALE	DATE	PART NAME / 品名					
±3°		10:1	2015/08/04	FPC/FPC CONNECTOR ASSY RA SMT 0.5mm PITCH ZIF TYPE					
DRAWN	DESIGNED	CHECKED	APPROVED	PART NO. / 製番					
Y. MANBA	Y. MANBA		Y. FUJII	04 6811 6XX 000 846 +					
KYOCERA KYOCERA Corporation				DWG NO. / 図番		SHEET/REV			
				BJS 6811004		1/4 D			

HALOGEN-Free

NO.	DESCRIPTION	PART NO.	QTY	MATERIAL	DRW NO.	REMARKS
-----	-------------	----------	-----	----------	---------	---------



注記
NOTE

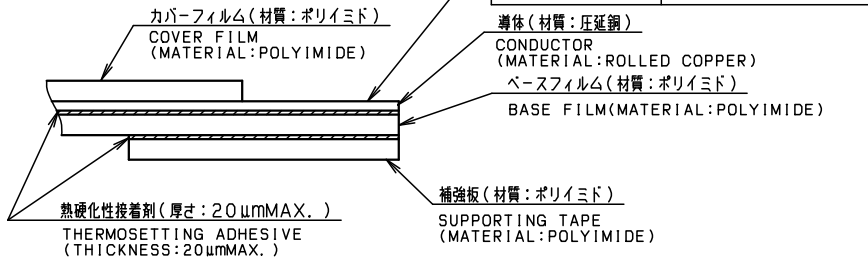
1. M寸法、WP寸法については推奨FPC/FFCを選択すること。
DIMENSION M . WP . SELECT AN RECOMMENDED FPC/FFC

	FPC	FFC
M	1.5±0.1	1.5±0.08
WP	0.35±0.05	0.3±0.05

※この注記は2ページ目のみ適用
※THIS NOTES IS APPLICABLE TO SHEET-2 ONLY.

FPC構成
FPC STRUCTURE

(推奨仕様)



表面処理 PLATING	仕様 SPECIFICATION
金めっき AU PLATING	NI UNDER COAT AU:0.1~0.2µm

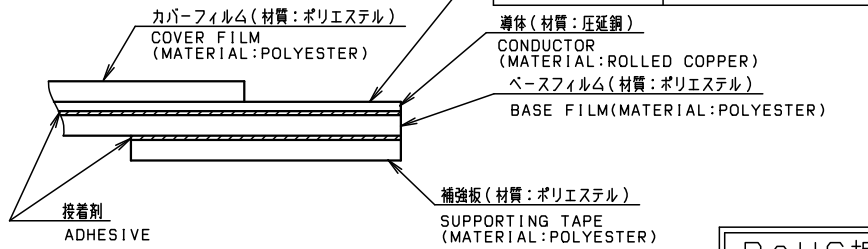
導体 (材質:圧延銅)
CONDUCTOR
(MATERIAL:ROLLED COPPER)
ベースフィルム (材質:ポリイミド)
BASE FILM(MATERIAL:POLYIMIDE)

補強板 (材質:ポリイミド)
SUPPORTING TAPE
(MATERIAL:POLYIMIDE)

熱硬化性接着剤 (厚さ:20µmMAX.)
THERMOSETTING ADHESIVE
(THICKNESS:20µmMAX.)

FFC構成
FFC STRUCTURE

(推奨仕様)



表面処理 PLATING	仕様 SPECIFICATION
金めっき AU PLATING	NI UNDER COAT AU:0.1~0.2µm

導体 (材質:圧延銅)
CONDUCTOR
(MATERIAL:ROLLED COPPER)
ベースフィルム (材質:ポリエステル)
BASE FILM(MATERIAL:POLYESTER)

補強板 (材質:ポリエステル)
SUPPORTING TAPE
(MATERIAL:POLYESTER)

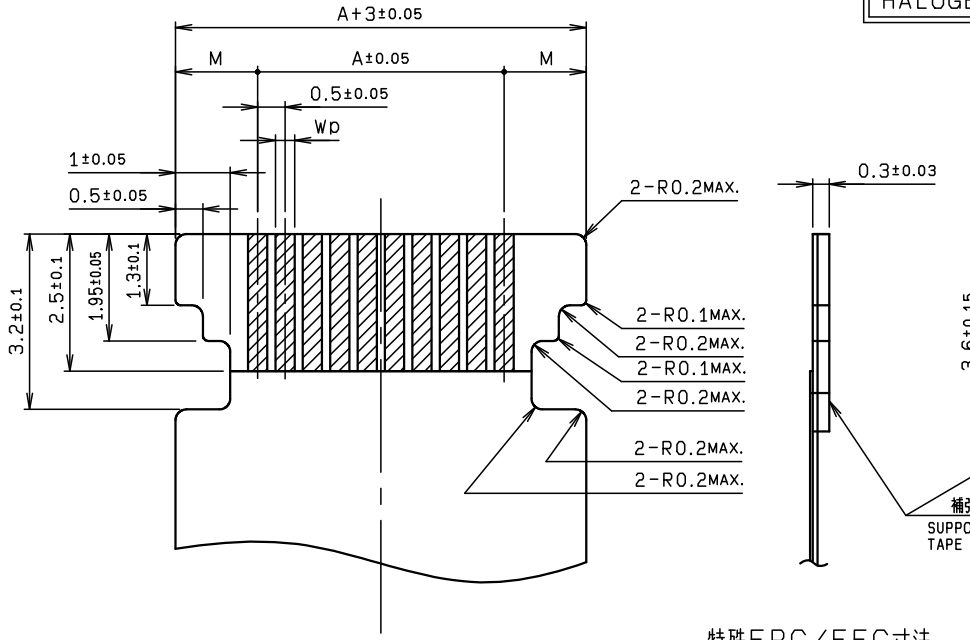
接着剤
ADHESIVE

ROHS規制対応
COMPLIANT WITH
ROHS REGULATIONS

TOLERANCE / 一般公差(S)		PRODUCT SPEC / 製品規格							
X < 10	±0.2	UNIT	ANGLE	REFER	TO SHEET	1/4			
10 ≤ X < 30	±0.25	mm	3RD	NO.	EDN/DCN	DATE	ISSUE	CHECKED	APPROVED
30 ≤ X	±0.3	SCALE	DATE	PART NAME / 品名					
ANGLE / 角度	±3°	10:1	2015/08/04	FPC/FFC CONNECTOR ASSY RA SMT 0.5mm PITCH ZIF TYPE					
DRAWN	DESIGNED	CHECKED	APPROVED	PART NO. / 製番					
Y. MANBA	Y. MANBA		Y. FUJII	04 6811 6XX 000 846 +					
KYOCERA Corporation				DWG NO. / 図番		SHEET/REV			
				BJS 6811004		2/4		D	

HALOGEN-Free

NO.	DESCRIPTION	PART NO.	QTY	MATERIAL	DRW NO.	REMARKS
-----	-------------	----------	-----	----------	---------	---------



注記
NOTE

1. M寸法、Wp寸法については特殊FPC/FFCを選択すること。
DIMENSION M . Wp . SELECT AN SPECIAL SHAPED FPC/FFC

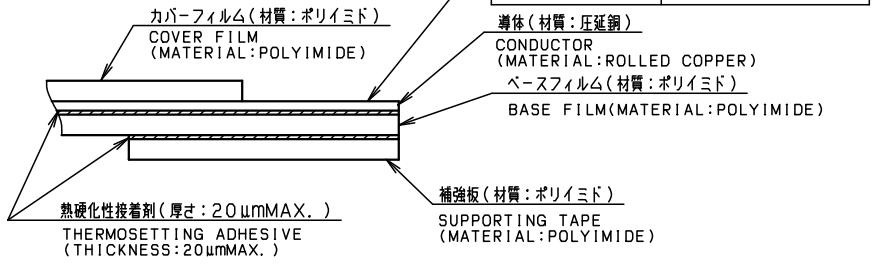
	FPC	FFC
M	1.5±0.1	1.5±0.08
Wp	0.35±0.05	0.3±0.05

※この注記は3ページ目のみ適用
※THIS NOTES IS APPLICABLE TO SHEET-3 ONLY.

特殊FPC/FFC寸法
DIMENSIONS FOR SPECIAL SHAPED FPC/FFC

FPC構成
FPC STRUCTURE

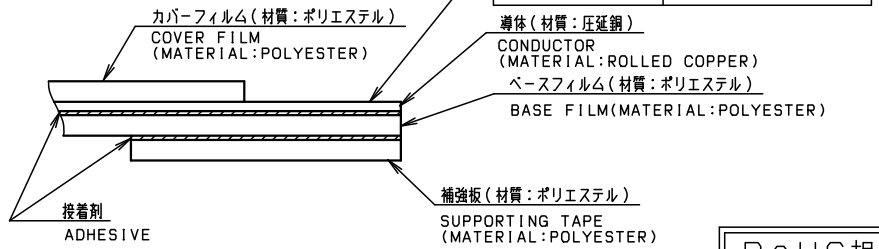
(推奨仕様)



表面処理 PLATING	仕様 SPECIFICATION
金めっき Au PLATING	Ni UNDER COAT Au: 0.1~0.2µm

FFC構成
FFC STRUCTURE

(推奨仕様)



表面処理 PLATING	仕様 SPECIFICATION
金めっき Au PLATING	Ni UNDER COAT Au: 0.1~0.2µm

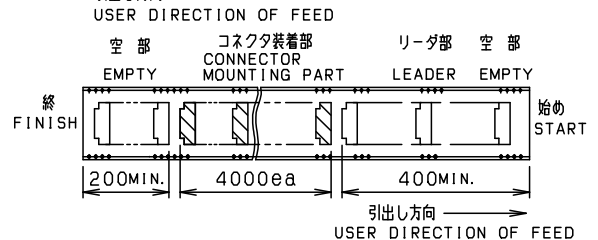
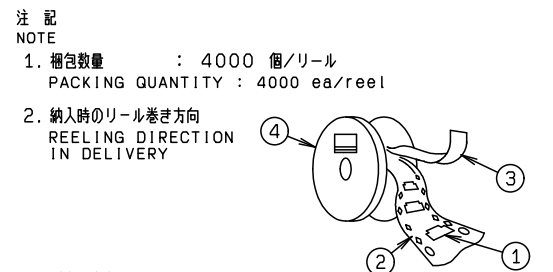
ROHS規制対応
COMPLIANT WITH
ROHS REGULATIONS

TOLERANCE / 一般公差(S)		PRODUCT SPEC / 製品規格							
X < 10	±0.2	UNIT	ANGLE	REFER	TO SHEET	1/4			
10 ≤ X < 30	±0.25	mm	3RD	NO.	EDN/DCN	DATE	ISSUE	CHECKED	APPROVED
30 ≤ X	±0.3	SCALE	DATE	PART NAME / 品名					
ANGLE / 角度	±3°	10:1	2015/08/04	FPC/FFC CONNECTOR ASSY RA SMT 0.5mm PITCH ZIF TYPE					
DRAWN	DESIGNED	CHECKED	APPROVED	PART NO. / 製番					
Y. MANBA	Y. MANBA		Y. FUJII	04 6811 6XX 000 846 +					
KYOCERA Corporation				DWG NO. / 図番		SHEET/REV			
				BJS 6811004		3/4		D	

HALOGEN-Free

NO.	DESCRIPTION	PART NO.	QTY	MATERIAL	DRW NO.	REMARKS
1	CONNECTOR	04 6811 6XX 000 846 +	4000			00 6811 6XX 000 846 +
2	EMBOSSED TAPE		1	POLYSTYRENE		
3	TOP COVER TAPE		1	POLYSTYRENE		
4	REEL		1	POLYSTYRENE		

種数 NO. OF POS.	A	B	C	D
4	11.5	—	24.0	30.4
5	11.5	—	24.0	30.4
6	11.5	—	24.0	30.4
7	11.5	—	24.0	30.4
8	11.5	—	24.0	30.4
9	11.5	—	24.0	30.4
10	11.5	—	24.0	30.4
11	11.5	—	24.0	30.4
12	11.5	—	24.0	30.4
13	11.5	—	24.0	30.4
14	11.5	—	24.0	30.4
15	11.5	—	24.0	30.4
16	11.5	—	24.0	30.4
17	11.5	—	24.0	30.4
18	11.5	—	24.0	30.4
19	14.2	28.4	32.0	38.4
20	14.2	28.4	32.0	38.4
21	14.2	28.4	32.0	38.4
22	14.2	28.4	32.0	38.4
23	14.2	28.4	32.0	38.4
24	14.2	28.4	32.0	38.4
25	14.2	28.4	32.0	38.4
26	14.2	28.4	32.0	38.4
27	14.2	28.4	32.0	38.4
28	14.2	28.4	32.0	38.4
29	14.2	28.4	32.0	38.4
30	20.2	40.0	44.0	50.4
31	20.2	40.0	44.0	50.4
32	20.2	40.0	44.0	50.4



4. 型番
P/N 04 6811 6XX 000 846 +

6: ハロゲンフリー
HALOGEN-Free

種数
NO. OF POS.

ゆっきコード
PLATING CODE
846+: Au(SELECTIVE)

※この注記は4ページ目にも適用
※THIS NOTES IS APPLICABLE TO SHEET-4 ONLY.

※この表は4ページ目にも適用
※THIS CHART IS APPLICABLE TO SHEET-4 ONLY.

※生産設備の有無については別途問い合わせをお願い致します
※AS FOR EACH PIN COUNT PRODUCT,
PLEASE ASK OUR SALES REPRESENTATIVE
TO MAKE SURE YAHT THE PRODUCTION EQUIPMENT
IS AVAILABLE.

ROHS規制対応
COMPLIANT WITH
ROHS REGULATIONS

TOLERANCE / 一般公差(S)		PRODUCT SPEC / 製品規格			
X < 10	±0.2	UNIT	ANGLE		
10 ≤ X < 30	±0.25	mm	3RD		
30 ≤ X	±0.3	SCALE	DATE	PART NAME / 品名	
		2 : 1	2015/08/04	FPC/FPC CONNECTOR ASSY RA SMT 0.5mm PITCH ZIF TYPE	
DRAWN	DESIGNED	CHECKED	APPROVED	PART NO. / 製番	
Y. MANBA	Y. MANBA		Y. FUJII	04 6811 6XX 000 846 +	
KYOCERA Corporation				DWG NO. / 図番	
				BJS 6811004	
					SHEET/REV
					4/4 D

