

種類 KIND	公差 TOLERANCE		
	P	W	M
FPC	±0.02	+0.1 -0.05	±0.05
FFC	±0.05	±0.03	±0.1

NO.	DESCRIPTION	PART NO.	QTY	MATERIAL	DRW NO.	REMARKS
1	INSULATOR		1	HEAT RESISTANCE PLASTIC		UL94V-0 COLOR :BLACK
2	SLIDER		1	HEAT RESISTANCE PLASTIC		UL94V-0 COLOR :NATURAL
3	CONTACT		N	PHOS-BRONZE		Sn-Cu t=0.2
4	MOUNT METAL		2	PHOS-BRONZE		Sn-Cu t=0.2

種数 NO. OF POS.	A	B	C	D
4	8.8	3.0	10.8	5.1

※この表は1ページ目にお適用
※THIS CHART IS APPLICABLE TO SHEET-1 ONLY.

注記 NOTE

- ① この部分は金具位置のあけておくこと。
OPEN THIS SPACE FOR MOUNT METAL
- ② コンタクトテール及び固定金具は基板より最大浮き0.1mmとする。
CONTACT TAIL AND MOUNT METAL HEIGHT SHALL BE 0.1 MAX.

※この注記の1~2は1ページ目にお適用
※THIS NOTES 1 TO 2 ARE APPLICABLE TO SHEET-1 ONLY.

適用 FPC/FFC
APPLICABLE FPC/FFC

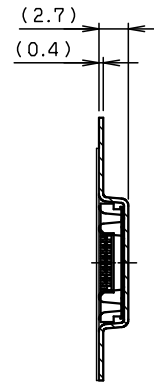
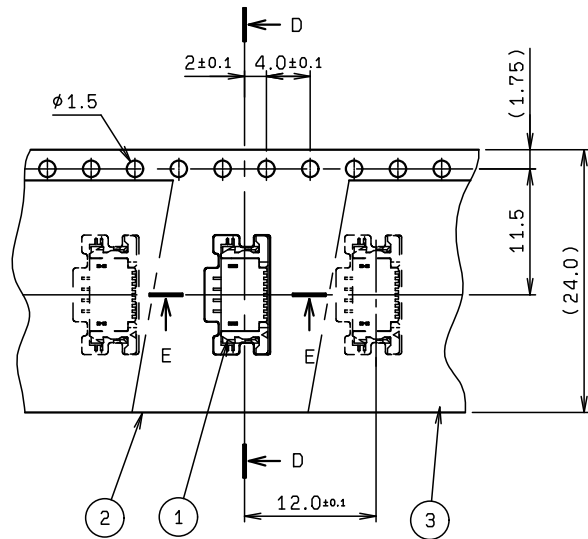
TOLERANCE / 一般公差(S)		PRODUCT SPEC / 製品規格		B	DCN20583	2020/06/08	A. MURATA	N. KITAGAWA	M. YOSHIDA
X < 10	±0.2			A	DCN19646	2019/07/17	A. MURATA	N. KITAGAWA	Y. FUJII
10 ≤ X < 30	±0.25	UNIT	ANGLE	O	EDN-981	2003/12/15	T. TODA		K. ONO
30 ≤ X	±0.3	mm	3RD	NO.	EDN/DCN	DATE	ISSUE	CHECKED	APPROVED
ANGLE / 角度		SCALE	DATE	PART NAME / 品名					
±3°		10:1	2003/12/15	FPC ASSY RA SMT (TAIL FLAT)					
DRAWN	DESIGNED	CHECKED	APPROVED	6212 1.0mm PITCH FPC,FFC CONN. (UPPER CONTACT TYPE)					
T. KOMATSU	T. TODA		K. ONO	PART NO. / 製番					
				08 6212 004 940 800 +					
				DWG NO. / 図番					
				BJS 6212126					
									SHEET/REV
									1/2 B

推奨基板取付寸法(コネクタ搭載側)
MOUNTING LAYOUT (CONN. MOUNTING SIDE)

ROHS規制対応
COMPLIANT WITH
ROHS REGULATIONS



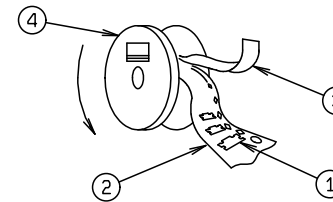
NO.	DESCRIPTION	PART NO.	QTY	MATERIAL	DRW NO.	REMARKS
1	CONNECTOR	08 6212 004 940 800 +	2000			00 6212 004 940 800 +
2	EMBOSSED TAPE		1	POLYSTYRENE		
3	TOP COVER TAPE		1	POLYSTYRENE		
4	REEL		1	POLYSTYRENE		



SECT. D-D

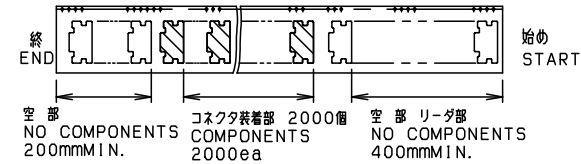
注記
NOTES

1. 納入数量 : 2000個/リール
QUANTITY : 2000ea/REEL
2. 納入時のリール巻方向
DIRECTION OF REEL



3. 引出し方向
USER DIRECTION OF FEED

引出し方向
USER DIRECTION OF FEED



4. 型番 P/N

08 6212 004 940 800 +

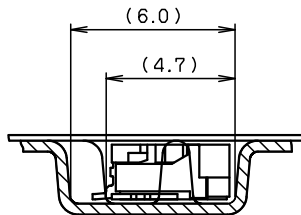
種数
NO. OF POS. (4P)

PITCH : 1.0mm


めっき PLATING
+ : Sn-Cu

※この注記の1~3は2ページ目のみ適用

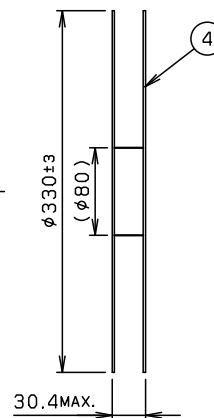
※THIS NOTES 1 TO 3 ARE APPLICABLE TO SHEET-2 ONLY.



SECT. E-E (S=5:1)



REEL DIMENSION (S=1:5)



TOLERANCE / 一般公差(S)		PRODUCT SPEC / 製品規格							
X < 10	±0.2	UNIT	ANGLE	REFER TO SHEET 1/2					
10 ≤ X < 30	±0.25	mm	3RD	NO.	EDN/DCN	DATE	ISSUE	CHECKED	APPROVED
30 ≤ X	±0.3	SCALE	DATE	PART NAME / 品名					
ANGLE / 角度	±3°	2 : 1	2003/12/15	EMBOSSED TAPE ASSY(24mm) WITH SMALL METAL TAB					
DRAWN	DESIGNED	CHECKED	APPROVED	PART NO. / 型番					
T. KOMATSU	T. TODA		K. ONO	08 6212 004 940 800 +					
				DWG NO. / 図番				SHEET/REV	
				BJS 6212126				2/2 B	

ROHS規制対応
COMPLIANT WITH
ROHS REGULATIONS